

AL-KO

QUALITY FOR LIFE

EASYAIR® COMPACT DEVICE



THE
EASY WAY
OF AIR
HANDLING.

EASYAIR®

THE EASY WAY OF AIR HANDLING



**Independently VDI 6022 tested
and certified down to the last
detail**

The new generation of EASYAIR® compact devices by AL-KO makes air-conditioning and ventilation truly easy:

- | Highest energy efficiency – EASY!
- | Easiest installation – EASY!
- | Perfect hygiene – EASY!
- | Best efficiency – EASY!
- | Comfortable control – EASY!

The cover photo depicts the indoor model of the AL-KO EASYAIR® RO-01 with rotary heat exchanger.

HIGHEST ENERGY EFFICIENCY

AL-KO EASYAIR® is available according to EnEV 2014 either with a rotary heat exchanger or a plate counterflow heat exchanger. Both models are characterised by excellent energy efficiency. Powerful, but economical EC motors, excellent thermal decoupling and perfectly aligned regulation ensure an efficient operation.




ROTARY HEAT EXCHANGER

- | Highest heat recovery
- | Particularly suited for variable volume flows
- | Compact construction
- | Ideal for:
 - schools, offices, administrative buildings
 - clubhouses
 - function rooms
 - shops
 - sports halls



PLATE HEAT EXCHANGER

- | Excellent separation of supply and exhaust air
- | High level of heat recovery
- | Particularly low maintenance
- | Ideal for:
 - doctor's surgeries and health centres
 - retirement homes
 - changing rooms and washing facilities



FAN WITH EC MOTOR

- | Highest motor efficiency
- | Extremely energy-efficient operation
- | Very quiet and low-vibration operation
- | Durable and low-maintenance
- | High-quality product: Made in Germany



HOUSING

- | High density housing
- | Consistent, high-quality insulation
- | Elaborate sealing geometry at the doors
- | High-quality workmanship

HIGH-QUALITY COMPONENTS



HYGIENE ACCORDING TO VDI 6022

All EASY AIR units comply with VDI 6022

- | Internally and externally powder-coated housing
- | Predominantly powder-coated mounting parts
- | Easy to clean and maintain:
 - Rotor above hood and free access to cleaning ports
 - Access doors in front of and behind the plate heat exchanger, extendible damper at the plate heat exchanger
 - Extendible fans



FILTERS AND DAMPERS

- | Fine particle filter F7 for supply air
- | Filter M5 for exhaust air
- | Interior, tightly closing dampers (tightness class 2)
- | No further dampers needed in the air duct



OPERATING MODULE

- | Convenient operation via external display
- | Weatherproof design with additional display hood
- | Distinctive design


EASY INSTALLATION

EASYAIR® ensures through a wide range of features that the installation and setup on site can be carried out quickly, reliably and cost-efficiently.



DETACHABLE DESIGN

All EASYAIR® units for indoor installation can be supplied as detachable models. This ensures an easier and more cost-effective installation, for example in spaces that are narrow or otherwise difficult to access. High-quality, coded plug connections provide for a quick and easy assembly of the elements.



SERVICE COVER

EASYAIR® is the perfect compact device and as such designed to be particularly space-saving. To facilitate a convenient and quick installation nevertheless, the unit has several service covers that ensure easy and convenient access to cables and plugs as well as to components in the intermediate panel. Naturally, all edges are designed to avoid injury and the service covers are sealed.



CONNECTION

The controls are located behind the wide-opening design service hood. All modules can also be easily accessed from the back, which significantly simplifies and speeds up wiring.

THE EASY WAY OF AIR HANDLING



CONTROL SYSTEM

EASYAIR® is equipped with a novel Siemens control system that has clear advantages:

- | Better and particularly wide compatibility with the entire HVACR-technology
- | All actuators and sensors are checked for proper operation at the factory's final inspection
- | Easier and more intuitive operation for the end-user
- | Easy wiring thanks to a MOD-Bus
- | More options for connections of external functions than classic control systems



DEVICE MODELS

EASYAIR® is available:

- | With a rotary heat exchanger in nine installation sizes for airflow rates between 650 m³/h and 13,000 m³/h
- | With a plate heat exchanger in five installation sizes for airflow rates between 650 m³/h and 6,200 m³/h
- | With or without base frame
- | With left or right operating side
- | In weatherproof design (not detachable) or as indoor unit

Silencer module

To further reduce the EASYAIR® unit's low sound emission into the duct network, silencer modules are available for all air duct connection sides. Short and long silencer modules are available depending on the requirements.

Air duct connection nozzles

Sound-decoupled connection nozzles, which are attached and use the unit's entire free available cross section, are available for all EASYAIR® ventilation devices.

Electronic air heater module

EASYAIR® units up to installation size 06 can be fitted with an optional electronic air heater. It is fitted directly at the air outlet and available at a power range of 3 to 16 kW depending on the equipment size. This module is ideal if the room temperature needs to be reheated on a few days of the year.

Heater module

All EASYAIR® units are available with an optional water heater. It is fitted directly at the air outlet. Naturally, this heater is equipped with frost protection.

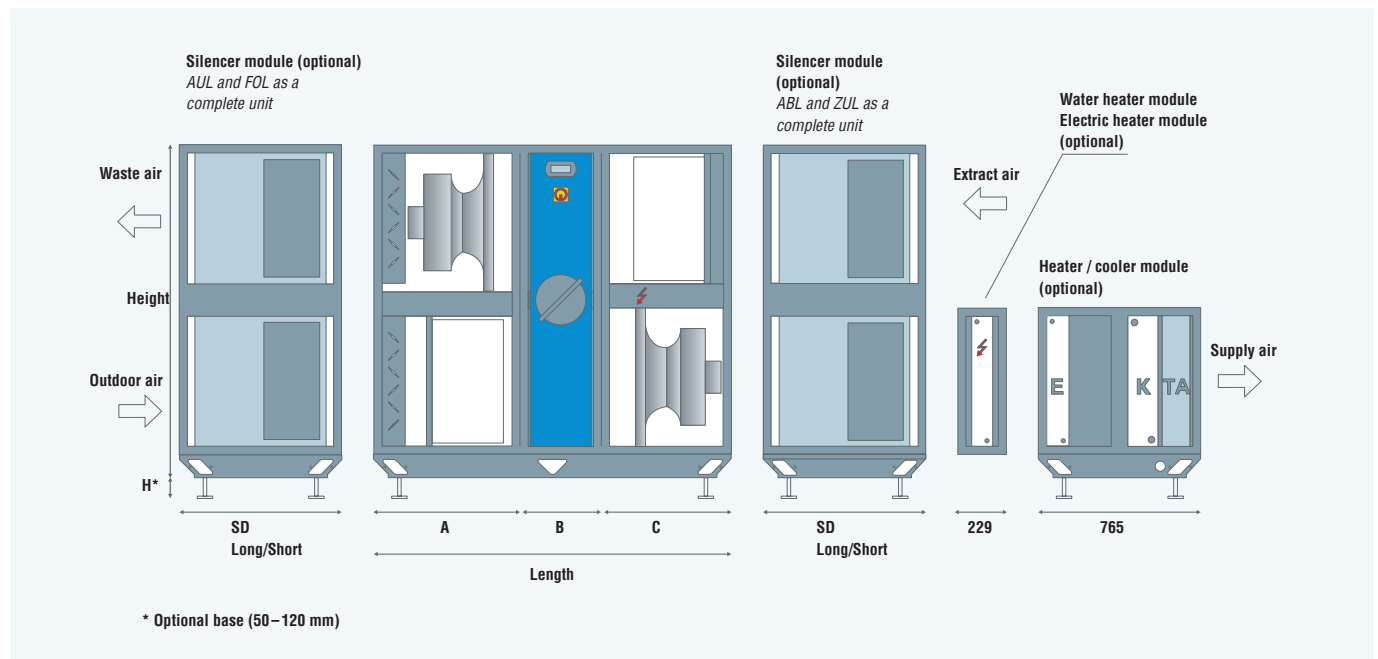
Heater / cooler module

All EASYAIR® models are available with an optional heater/cooler module. This unit contains absolutely everything that is required for heating and cooling. The cooler is equipped with an eliminator. To allow complete emptying, there is an integrated drip tray in the device's floor panel.



TECHNICAL DATA

EASYAIR® WITH ROTARY HEAT EXCHANGER



Silencer dimensions and data

Type	Length ⁹	Width	Height	Module A	Module B	Module C	Weight Indoor unit	Weight Outdoor unit	
	in mm	in mm	in mm	in mm	in mm	in mm	in kg	in kg	
RO-01	1,530	712	953	612	459	459	310	341	
RO-02	1,530	865	1,259	612	459	459	339	442	
RO-03	1,606.5	1,018	1,259	612	459	535.5	455	509	
RO-04	1,759.5	1,171	1,565	688.5	459	612	585	653	
RO-05	1,759.5	1,324	1,565	688.5	459	612	647	726	
RO-06	1,759.5	1,324	2,177	688.5	459	612	769	871	
RO-07	1,989	1,630	1,871	765	535.5	688.5	913	1,026	
RO-08	2,142	1,630	2,177	841.5	535.5	765	1,015	1,143	
RO-09	2,142	1,936	2,177	841.5	535.5	765	1,122	1,272	

¹ External pressure loss supply air 300 Pa, exhaust air 250 Pa

² Efficiency of heat recovery according to EN (DIN) 308 (dry)

³ Sound power level in the air supply duct with dampers

⁴ Specific fan power (SFP) according to EnEV at nominal

airflow rate and external air duct pressure losses supply air

300 Pa, exhaust air 250 Pa, with dampers and filters (F7/M5)

⁵ at supply voltage 3 x 400 V, 50 Hz

⁶ Without power for optional electronic air heater

⁷ Heat output at warming of 6 K, medium 50/35°C

Performance data rotary heat exchanger

Type	Airflow rate ¹ / efficiency of heat recovery ² / sound level ³			Specific fan power ⁴ in W/m ³ .s supply/exhaust air	Max. connection power		Electric heater module		Water heater kW (heating) ⁷	Heater / cooler module	
	in m ³ /h minimum	in % Nominal value	in db(A) maximum		kW	Connection power ^{5,6}	kW (heating)	Connection power ⁵		kW (cooling) ⁸	kW (heating) ⁷
RO-01	650 / 90 / 79	1,350 / 82 / 79	1,700 / 79 / 81	847 / 630	3.1	6.9	3.0	4.5	2.8	4.5	2.8
RO-02	1,000 / 90 / 81	2,000 / 83 / 84	2,600 / 79 / 86	861 / 621	2.1	6.7	4.5	6.5	4.0	6.8	4.0
RO-03	1,500 / 90 / 81	3,000 / 82 / 82	3,800 / 79 / 84	779 / 562	4.2	8.5	7.0	10.1	6.2	10.2	6.2
RO-04	2,000 / 90 / 80	4,000 / 83 / 85	5,100 / 79 / 88	749 / 556	6.9	12.5	9.0	13.0	8.2	13.8	8.2
RO-05	2,700 / 90 / 80	5,400 / 82 / 88	6,500 / 80 / 91	744 / 561	6.9	12.5	12.0	17.3	11.0	18.2	11.0
RO-06	3,300 / 88 / 82	6,300 / 80 / 90	7,500 / 78 / 94	783 / 619	6.9	12.5	15.0	21.7	14.5	21.5	14.5
RO-07	4,200 / 90 / 81	8,400 / 82 / 90	10,200 / 80 / 93	778 / 556	9.7	16.5	–	–	17.2	28.4	17.2
RO-08	5,000 / 88 / 82	10,000 / 80 / 88	11,000 / 79 / 80	727 / 545	9.7	16.5	–	–	23.6	34.6	23.6
RO-09	6,000 / 90 / 81	12,000 / 83 / 91	13,000 / 81 / 92	689 / 511	10.4	17.5	–	–	24.7	40.9	24.7

Air duct connection ⁹		Silencer long version			Silencer short version		
Width in mm	Height in mm	Length in mm ¹⁰	Absorption in dB(A) ¹¹	Weight in kg ¹²	Length in mm ¹⁰	Absorption in dB(A) ¹¹	Weight in kg ¹²
612	306	1,377	30	245	765	17	166
765	459	1,377	30	257	765	17	176
918	459	1,377	30	284	765	17	193
1,071	612	1,683	36	492	1,071	24	339
1,224	612	1,683	36	520	1,071	24	364
1,224	918	1,989	43	674	1,071	24	404
1,530	765	1,989	43	742	1,071	24	434
1,530	918	1,683	36	702	1,071	24	476
1,836	918	1,989	43	1,006	1,377	30	770

⁸ Cooling capacity at 10 K air cooling (from 27°C to 17°C), medium 6/12°C

¹¹ Octave insertion loss at 250 Hz

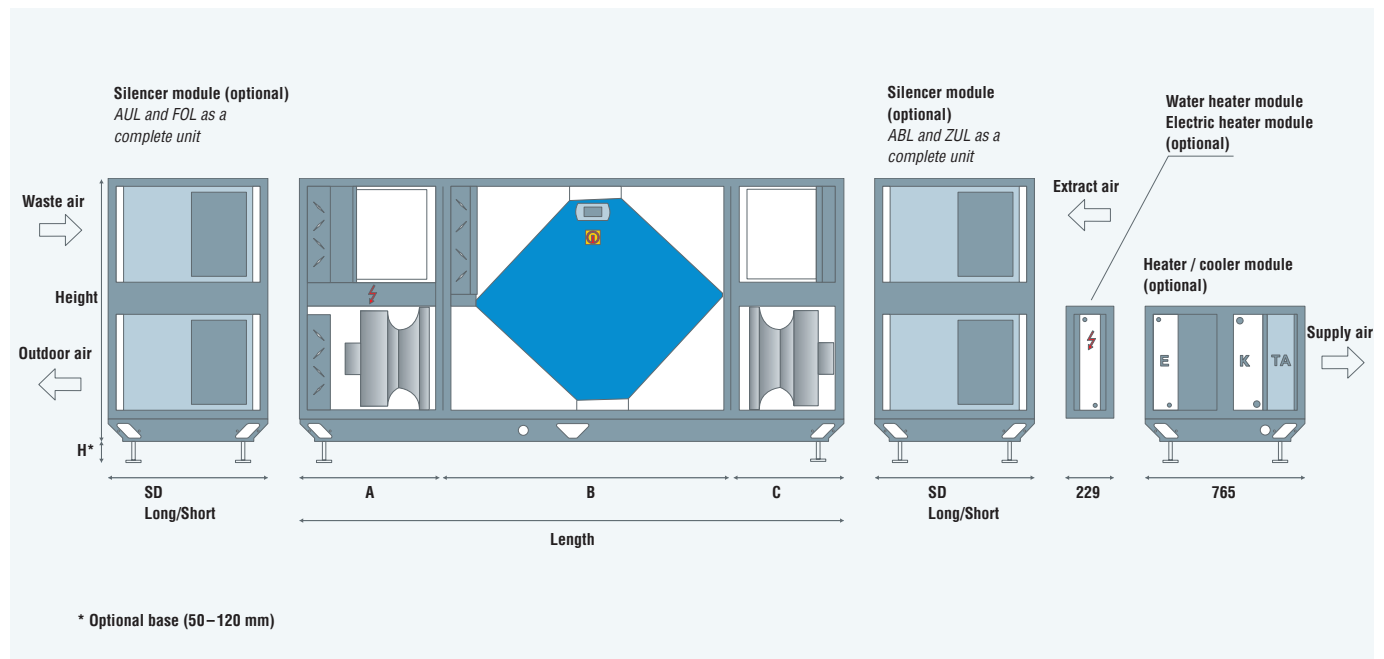
⁹ The optional connection frame increases the length of the unit by 65 mm on both sides.

¹² additional weight of silencer module

¹⁰ additional length of silencer module

TECHNICAL DATA

EASYAIR® WITH PLATE HEAT EXCHANGER



Silencer dimensions and data

Type	Length ⁹	Width	Height	Module A	Module B	Module C	Weight Indoor unit	Weight Outdoor unit	
	in mm	in mm	in mm	in mm	in mm	in mm	in kg	in kg	
PL-01	2,142	712	953	612	1,071	459	365	400	
PL-02	2,142	1,018	953	612	1,071	459	443	493	
PL-03	2,524.5	1,018	1,259	612	1,377	535.5	532	635	
PL-04	2,524.5	1,324	1,259	612	1,377	535.5	693	774	
PL-05	2,601	1,630	1,259	688.5	1,377	535.5	822	919	

¹ External pressure loss supply air 300 Pa, exhaust air 250 Pa

² Efficiency of heat recovery according to EN (DIN) 308 (dry)

³ Sound power level in the air supply duct with dampers

⁴ Specific fan power (SFP) according to EnEV at nominal

airflow rate and external air duct pressure losses supply air

300 Pa, exhaust air 250 Pa, with dampers and filters (F7/M5)

⁵ at supply voltage 3 x 400 V, 50 Hz

⁶ Without power for optional electronic air heater

⁷ Heat output at warming of 6 K, medium 50/35°C

Performance data plate heat exchanger

Type	Airflow rate ¹ / efficiency of heat recovery ² / sound level ³			Specific fan power ⁴ in W/m ³ .s supply/exhaust air	Max. connection power		Electric heater module		Water heater kW (heating) ⁷	Heater / cooler module	
	in m ³ /h minimum	in % Nominal value	in db(A) maximum		kW	Connection power ^{5,6}	kW (heating)	Connection power ⁵		kW (cooling) ⁸	kW (heating) ⁷
PL-01	650 / 84 / 78	1,350 / 81 / 78	1,700 / 79 / 80	741 / 601	3.1	6.9	3.0	4.5	2.8	4.5	2.8
PL-02	1,000 / 84 / 79	2,000 / 81 / 83	2,500 / 80 / 85	748 / 600	3.1	6.9	4.5	6.5	4.0	6.8	4.0
PL-03	1,500 / 90 / 80	3,000 / 87 / 82	3,700 / 86 / 84	761 / 542	4.2	8.5	7.0	10.1	6.2	10.2	6.2
PL-04	2,000 / 90 / 79	4,000 / 87 / 83	5,000 / 80 / 87	715 / 516	4.2	8.5	9.0	13.0	8.2	13.8	8.2
PL-05	2,500 / 84 / 80	5,000 / 80 / 87	6,200 / 79 / 90	736 / 612	7.2	12.9	12.0	16.7	11.0	17.1	10.5

Air duct connection ⁹		Silencer long version			Silencer short version		
Width in mm	Height in mm	Length in mm ¹⁰	Absorption in dB(A) ¹¹	Weight in kg ¹²	Length in mm ¹⁰	Absorption in dB(A) ¹¹	Weight in kg ¹²
612	306	1,377	30	245	765	17	166
918	306	1,377	30	257	765	17	176
918	459	1,377	30	284	765	17	193
1,224	459	1,377	36	334	765	17	234
1,530	459	1,989	43	588	1,071	24	356

⁸ Cooling capacity at 10 K air cooling (from 27°C to 17°C), medium 6/12°C

¹¹ Octave insertion loss at 250 Hz

⁹ The optional connection frame increases the length of the unit by 65 mm on both sides.

¹² additional weight of silencer module

¹⁰ additional length of silencer module

AL-KO

QUALITY FOR LIFE

AL-KO THERM GMBH
Ventilation and Air-Conditioning
Technology

Hauptstrasse 248 – 250
89343 Jettingen-Scheppach
Germany
Tel. +49 8225 39-0
Fax +49 8225 39- 2113
klima.technik@al-ko.de
www.al-ko.com

Figures show configuration examples which are not available in every market.
Please ask your AL-KO advisor.

Provided by your AL-KO partner:

Subject to modifications in response to technical developments.
No liability accepted for mistakes and printing errors. As of 02/2015